


Community Emergency Response Team









Preparedness

Released: 10 August 2023

Contra Costa CERT Coalition

0

Community Emergency Response Team

-  Personal safety is ALWAYS the number one priority
-  Show up prepared
 - Wear appropriate clothing and footwear, have WATER
 - Wear PPE – your personal protective equipment ...gloves, helmet, goggles, mask, boots, etc.
 - Have at least one communications device: cell, radio, etc.
-  Work as a team
-  Size-up - maintain situational awareness
-  The CERT goal is to do the
Greatest Good for the Greatest Number
-  *Hope for the best but plan for the worst!*


Visual PREP.1


Contra Costa CERT Coalition


68

1

Unit Objectives

 Describe the functions of CERT, discuss your role as a CERT volunteer, and explain how CERT fits into your community's emergency preparedness structure

 Describe the types of hazards most likely to affect your communities and their potential impact on people, health, and infrastructure

 Prepare yourself and your family for potential disasters your community may face, including learning to create a family disaster plan and emergency preparedness kit


Visual PREP.2


Contra Costa CERT Coalition


68


2


CERT Functions During Disasters


 First, check on family and home


 Then, check on neighbors

 Next, assemble in neighborhood teams and plan your response

 Use the buddy system

 Check your neighborhood

 Note your findings. You will learn more about this in Light Search and Rescue



Visual PREP.3

Contra Costa CERT Coalition

68

3

CERT Disaster Response

CERTs respond post-disaster by:

- Treating life-threatening injuries until professional assistance is available
- Helping disaster survivors cope with their emotional stressors
- Locating and turning off utilities, only if necessary and safe to do so
- Extinguishing small fires
- Conducting light search and rescue operations
- Assist first responders *as requested* (fire, police, EMS)

Visual PREP.4

Contra Costa CERT Coalition

68

4

Non-Disaster Roles

CERTs may be asked to volunteer to:

- Identify and aid neighbors/co-workers who might need assistance
- Distribute preparedness materials; do demos
- Staff first aid booths at special events
- Assist with installation of smoke alarms
- Participate in public event route management
- Help at medical or commodity Points of Distribution

Visual PREP.5

Contra Costa CERT Coalition

68

5

TEAM BUILDING EXERCISE

Break into groups of an equal number of team members.
Your instructor will guide you.

Contra Costa CERT Coalition

6

Situational Awareness

- In this CERT series of classes, we will discuss Size-Up many times. We Size-up a situation whenever we enter an emergency scene. But, in everyday life, we should be doing a personal version of Size-up that has to do with **Situational Awareness**
- This should become a way of life and it becomes something you don't even have to think about after a while, it's just habit


Visual PREP.7


Contra Costa CERT Coalition

68

7

Situational Awareness

 To be **Situationally Aware** is to know what is around you at all times. This is how you *minimize your risk*

 From walking down the street and watching where you are going so you don't trip over the broken sidewalk; to being aware of the cars around you while you're driving rather than focusing solely on the song on the radio and the interrupting phone call when the kids are squabbling in the back seat is being **Situationally Aware**


Visual PREP.8


Contra Costa CERT Coalition

68

8

Situational Awareness

 When you enter a public building, glance around to see an alternate exit, where the fire extinguisher is located, where the AED is located. Are there any people who you want to avoid? If something bad happens, where can I get cover?

 This is not being paranoid; this quick glance is being prepared for any eventuality. This **Situational Awareness** makes you more likely to be a responder than a victim

Visual PREP.9

Contra Costa CERT Coalition

68

9

Disasters

WHAT
ARE
DISASTERS?

Visual PREP.10

Contra Costa CERT Coalition

68

10

Types of Disasters

Natural

Technological & Accidental

Terrorism

Visual PREP.11

Contra Costa CERT Coalition

68

11

Types of Disasters

 **Natural** – Earthquakes, wildfires, pandemics, floods, extreme heat, hurricanes, landslides, thunderstorms, tornadoes, volcanic eruptions, tsunamis, winter storms

 **Technological & Accidental** – Hazardous material spill, nuclear power plant accident, building collapse, dam failure, gas line failure

 **Terrorism** – Chemical, biological, radiological, nuclear, explosive weapons

Visual PREP.12

Contra Costa CERT Coalition

68

12

Key Elements of Disasters

 They are relatively unexpected

 Emergency personnel will be overwhelmed

 Lives, health and the environment are in danger



17 July 1944 Port Chicago Explosion


Visual PREP.13

Contra Costa CERT Coalition

68


13


Disaster Effects on Infrastructure

 Damage to transportation:

➤ Police, fire, and EMS might not be able to respond quickly

➤ Interruption to the flow of needed supplies






Visual PREP.14

Contra Costa CERT Coalition

68

14

Disaster Effects on Infrastructure


 Damage to structures:


➤ Damaged hospitals unable to function normally


➤ Increased risk of damage from falling debris

➤ Roadway and railway damage

➤ Basic necessities unavailable







Visual PREP.15


Contra Costa CERT Coalition

68

15


8

Disaster Effects on Infrastructure

 Damage to communications:

➤ Home and cell phones may not work

➤ Internet may be down




Visual PREP.16

Contra Costa CERT Coalition

68


16

Disaster Effects on Infrastructure

 Damage to water distribution system:

➤ No water = **No fire fighting**

➤ Residential water service may be down for 30 days or more



Visual PREP.17


Contra Costa CERT Coalition

68


17

9

Disaster Effects on Infrastructure

 Damage to electrical distribution system:

- No electricity = No gasoline pumping
- No electricity = No communications
- No electricity = No refrigeration
- No electricity = No water pumping
- No electricity = No ATMs



Visual PREP.18

Contra Costa CERT Coalition


68

18

Disaster Effects on Infrastructure

 Damage to fuel distribution system:

- Fuel line rupture increases risk of fire or explosion
- Fuel shortages




Visual PREP.19


Contra Costa CERT Coalition


68


19

Results of Damage to Infrastructure

 Police: address incidents of **grave** public safety

 Firefighters: suppress **major** fires

 EMS personnel: handle **life-threatening** injuries

 Lower priority needs are met in other ways


Visual PREP.20


Contra Costa CERT Coalition


68


20


Hazards in California


 Wildfires


 Earthquakes


 Public Safety Power Shutoffs


 Pandemic

 Floods

 Tornadoes

 Terrorism

 Etc.



Visual PREP.21

Contra Costa CERT Coalition

68

21

Hazards in Our Region

Fire

Flood

Earthquake

Landslide

Tsunami

Extreme weather

- Rain
- Heat
- Cold
- Wind

Power outages

Hazardous materials

Transportation

Malls

Airport

Railways

Refineries

Military

Terrorist

Others?

Visual PREP.22

Contra Costa CERT Coalition

68

22

What's in your neighborhood?

Chemical plants


Service stations

Hospitals and clinics

Hazardous waste sites

Transportation

What else?




Visual PREP.23

Contra Costa CERT Coalition

68

23

A primary local vulnerability: Wildfire

 Wildfire vulnerability and mitigation will be covered in the Utilities, Hazardous Materials and Fire Safety unit




Visual PREP.24


Contra Costa CERT Coalition

68

24

A primary local vulnerability: Earthquakes

 A violent slipping or movement of a portion of the Earth’s crust resulting in a sudden release of stresses




Visual PREP.25

Contra Costa CERT Coalition

68

25

Why we should be prepared



🛑 There is a 72 percent probability of at least one earthquake of magnitude 6.7 or greater striking somewhere in the San Francisco Bay region before 2043

USGS Earthquake outlook for the San Francisco Bay region 2014-2043


Visual PREP.26

Contra Costa CERT Coalition

68

26

Earthquake Preparedness



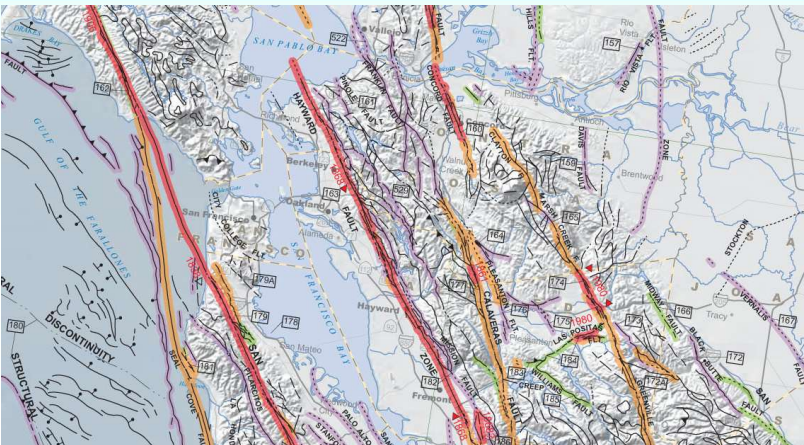
Visual PREP.27

Contra Costa CERT Coalition

68

27

Earthquake Faults in our Region



One day, the Hayward Fault could produce the greatest natural disaster ever to hit the United States

Earth Magazine, June 2016

Visual PREP.28

Contra Costa CERT Coalition

68

28

Earthquake Shaking Potential

Earthquake Shaking Potential for the San Francisco Bay Region

Level of Earthquake Hazard

- Dark Red:** These regions are near major, active faults and will on average experience stronger earthquake shaking more frequently. In most cases, this intense shaking can damage even strong, modern buildings.
- Orange:** These regions are near major, active faults and will experience lower levels of shaking less frequently. In most cases, only weaker, masonry buildings would be damaged. However, very infrequent earthquakes could still cause strong shaking here.
- Yellow:** These regions are distant from known, active faults and will experience lower levels of shaking less frequently. In most cases, only weaker, masonry buildings would be damaged. However, very infrequent earthquakes could still cause strong shaking here.

Major Roads
Local Roads
Water

Scale: 1 inch equals 3.32 miles

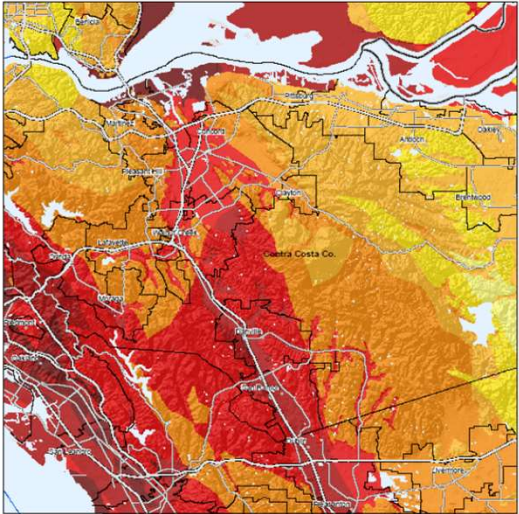
Source:
This interactive map is a derivative of the Preliminary Seismic Hazard Map that was produced by the California Inland Seismic Commission, California Geological Survey, California Office of Emergency Services and California Geological Survey, 2003.

The colors on this map have been changed from the original map for more information visit: <http://www.contra.co.ca.gov/CSG/enginesha>

This map is intended for planning use only and is not intended to be site specific. Rather, it depicts the general risk within neighborhoods and the relative risk from community to community.

This map is available at <http://quake.altaf.ca.gov/>

ALTAf - Geological Information System



Visual PREP.29

Contra Costa CERT Coalition

68

29

Earthquake Aftershocks

How Many Aftershocks ?

- USGS - Rule of Thumb
 - For every single decrease in magnitude, get 10 fold increase in number
- If original quake is M 7
 - 1 or so aftershock in range of M 6
 - 10 " " " " 5
 - 100 " " " " 4
 - 1000 " " " " 3


Visual PREP.30


Contra Costa CERT Coalition


68


30


Damage caused by Earthquakes


 Collapsed buildings

 Damage to utilities, structures and roads

 Fires and explosions

 Structural instability





Visual PREP.31

Contra Costa CERT Coalition

68

31

Damage Related to Structure Type

- 👤 You may not have the opportunity to select the type of structure you are in when a disaster occurs
- 👤 Engineered buildings have performed well in most types of disasters
- 👤 Types of damage vary by structure
- 👤 Differences in hazards and mitigation between single-family homes and multi-unit dwellings

Visual PREP.32

Contra Costa CERT Coalition

68

32

Hazards from Home Fixtures

- 👤 Gas line ruptures from displaced water heaters or ranges
- 👤 Damage from falling books, dishes, and other cabinet contents
- 👤 Electrical shock from displaced appliances
- 👤 Fire from faulty wiring, overloaded plugs, or frayed electrical cords







Visual PREP.33


Contra Costa CERT Coalition

68

33

Preparing for *any* Disaster





-  Know local hazards, alerts, warning systems, evacuation routes, and sheltering plans
-  Consider important elements of disaster preparedness
-  Address specific needs for yourself and people you know
-  Have the skills to evaluate the situation quickly and take effective action to protect yourself




Visual PREP.34 **Contra Costa CERT Coalition** 68

34

Preparing for *any* Disaster








-  Have a family disaster plan and practice the plan with drills
-  Assemble supplies in multiple locations
-  Reduce the impact of hazards through mitigation practices
-  Get involved by participating in training and volunteer programs



Visual PREP.35 **Contra Costa CERT Coalition** 68

35

Family Disaster Plan

-  Where will you meet family members?
-  Who is your out-of-state “check-in” contact?
-  Will you have a Shelter-in-Place? Extended-Stay? Evacuation?
-  How will you escape your home? Workplace? School? Place of worship?
-  What route (and several alternatives) will you use to evacuate your neighborhood?
-  Do you have transportation?
-  Did you practice your plan?





Visual PREP.36

Contra Costa CERT Coalition

68

36

Escape Planning

-  Consider needs of children, individuals with access and functional needs, and pets
-  Inform all family members or office co-workers of the plan
-  Run practice escape drills
-  Remember – The longer you wait to leave, the fewer options you have

Visual PREP.37


Contra Costa CERT Coalition


68


37


Preparing for an Emergency


CERT Members should prepare and help their community to prepare:

 Sign up for community warning systems (CWS, Nixle, etc.)

 Identify potential hazards in their homes, neighborhoods, and workplaces

 Reduce hazards where possible

 Develop disaster plans

 Develop disaster supply kits and go-bags that include pandemic safety protections

Visual PREP.38

Contra Costa CERT Coalition

68

38

CWS – Community Warning System

Fire determines risk

CWS distributes order



```
graph LR; A[Fire determines risk] --> B[Police order evacuation]; B --> C[CWS distributes order]
```

Police order evacuation

Visual PREP.39

Contra Costa CERT Coalition

68

39

CWS – Community Warning System

Increase Your Chances of Being Notified in an Emergency

The Contra Costa County Sheriff's Office of Emergency Services maintains our **Community Warning System (CWS)**. CWS is generally not used for non-life-threatening incidents. The CWS can call every AT&T landline in the county in just a few seconds. It can also call VoIP phones (Voice over Internet, such as Comcast, Vonage, Magic Jack, or others that rely on the internet) and cell phones that are registered with the system. If you have a cell or VoIP phone, *you must register with the Community Warning System* for them to be able to alert you. Your information will be kept confidential and will not be used for any other purposes. To register Cell phones, VoIP phones or to subscribe to text messages and emails go to: <http://cwsalerts.com/>.

Your information will be kept confidential and will not be used for any other purposes.

CWS phone number: 925-655-0195 – add to contacts and set Emergency Bypass

Visual PREP.40

Contra Costa CERT Coalition

68

40

Bay Area CWS Notifications

Local Primary Radio Stations

KCBS AM 740	KQED FM 88.5
KSJO FM 92.3	KZST FM 100.1

All FM radio stations, and all TV stations are required to carry every alert. Many AM stations carry them also

Sign up for:

Cell Phone Alerts @ <http://www.cwsalerts.com>

Nixle Alerts @ <http://www.nixle.com> or text your ZIP code to 888777

Visual PREP.41

Contra Costa CERT Coalition

68

41

Smart Phone Apps

FEMA App

Know what to do before, during and after a disaster

PulsePoint App

App users who have indicated they are trained in cardiopulmonary resuscitation (CPR) and willing to assist in case of an emergency can be notified if someone nearby is having a cardiac emergency and may require CPR.

Red Cross Emergency Apps

<https://www.redcross.org/get-help/how-to-prepare-for-emergencies/mobile-apps.html>


Visual PREP.42

Contra Costa CERT Coalition

68

42

Exercise

 Take the scenario given by your instructor and decide what things to bring with you and/or what to do in the time available

Visual PREP.43

Contra Costa CERT Coalition


68

43

Mitigation



Mitigation is lessening the impact of disasters resulting in a reduction of loss of life and damage to property or the environment and includes any activity that prevents an emergency or reduces effects of hazards



CERT members should have adequate homeowner’s insurance coverage

➢ Add earthquake insurance if applicable

➢ Add flood insurance if applicable


Visual PREP.44

Contra Costa CERT Coalition


68

44


Structural Hazard Mitigation




Bolt older houses to their foundations




Strap propane tanks and chimneys




Raise utilities above flood risk level




Strap mobile homes to their slabs

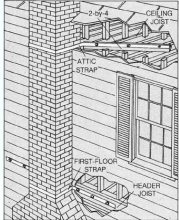


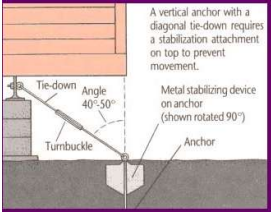
Ask a professional to check foundation, roof connectors, chimney, etc.



Build or designate a “safe room”







Visual PREP.45

Contra Costa CERT Coalition

68

45

Non-Structural Hazard Mitigation



Home fires:

- Burglar bars and locks on outside window entries that are easy to open from inside



Landslides:

- Flexible fittings that are breakage resistant



Wildfires:

- Reduce exterior fuel sources
 - Avoid wooden shakes and shingles
 - Clear flammable vegetation up to 30 feet from home and remove climbing vines from walls of home

Visual PREP.46

Contra Costa CERT Coalition

68

46

Hazard Specific Mitigation - Earthquake



Anchor heavy furniture



Secure appliances and office equipment



Secure cabinet doors with childproof fasteners



Locate and label gas, electricity and water shutoffs



Secure water heaters



Have flexible gas lines installed



Visual PREP.47

Contra Costa CERT Coalition

68

47

Hazard Specific Mitigation - Earthquake

 Store heavy and breakable objects on low shelves

 Secure bookshelves

 Move beds away from windows

 Move or secure hanging objects over beds, sofas, and chairs

 Keep shoes and a flashlight in a bag tied to a bed leg



Visual PREP.48

Contra Costa CERT Coalition

68


48

Earthquake Preparedness

 Develop a home earthquake plan

 Conduct earthquake drills

 Keep vehicle gas tank at least half full

 Develop a plan for reuniting family members

 Identify an out-of-state contact

 Keep supplies on hand



Visual PREP.49

Contra Costa CERT Coalition

68

49

During an Earthquake

- 👤 Duck, cover and hold
- 👤 If indoors, **STAY THERE!**
- 👤 If outdoors, find a spot away from buildings, trees, streetlights, powerlines, and overpasses
- 👤 If in a vehicle, drive to a clear spot and stop



Visual PREP.50

Contra Costa CERT Coalition

68

50

After an Earthquake

- 👤 Extinguish small fires
- 👤 Clean up spills
- 👤 Inspect home for damage
- 👤 Help neighbors
- 👤 Listen to Community Warning System (CWS) notifications or visit their website: <http://cwsalerts.com>
- 👤 Expect aftershocks

Visual PREP.51

Contra Costa CERT Coalition

68

51

Hazard Specific Mitigation - Pandemic

**Hazards:**

- Results in infrastructure disruption - supply chain, healthcare, medical supplies, schools, employment, etc.
- Restricts evacuation and sheltering options if concurrent with a second disaster

**Mitigation:**

- Prevention is critical – vaccination, masks, hand washing, social distancing, keep hands away from face, and sanitize high-touch surfaces frequently

**Preparation:**

- 14 day supply of food, water, medications, sanitation, and shelter provisions
- Plan for alternate sheltering and medical care


Visual PREP.52


Contra Costa CERT Coalition

68


52

Protective Actions During and After Any Event

**Assess situation**

**Decide to stay or change locations**

- This is a critical early decision in disasters

**Seek clean air and protect your eyes, ears, nose and mouth**

**Protect from debris and signal if trapped**

**Remove contaminants**

**Practice good hygiene**

Visual PREP.53

Contra Costa CERT Coalition

68

53

27

Sheltering

 **Shelter-in-Place**

➤ Identify internal room that can be sealed


➤ Stay for several hours

➤ Store emergency supplies

 **Shelter for extended stay**

➤ Stay for several days or up to several weeks

➤ Store extra supplies

 **Mass care or community shelter**

➤ Take 3-day disaster kits (go-bags)

➤ Shelters provide most supplies

Visual PREP.54

Contra Costa CERT Coalition

68

54

Emergency Supplies

CAR KITS




HOME KITS



PET KITS



OFFICE / WORKPLACE KITS



Visual PREP.55

Contra Costa CERT Coalition

68

55

28

Disaster Supply Kit



After a disaster strikes, you will not have time to shop or search for supplies



If you gather supplies in advance, you and your family will be better equipped for an evacuation or home confinement



Many of the items needed for your kits are already in your household

➤

These items can be assembled in appropriate locations for quick access in an emergency but are used and replaced under normal circumstances whenever needed

Visual PREP.56


Contra Costa CERT Coalition

68


56

Food and Water


Choose foods that:




You like




Require little or no cooking or water for prep



Require no refrigeration



Do not increase thirst (e.g., low salt)



Meet the needs of infants, diabetics or others with special needs

Remember food for your pets, utensils and a manual can opener!

Visual PREP.57

Contra Costa CERT Coalition

68

57

Food and Water



Inspect your food cache every 3 months



Use a marking pen to write your food's expiration date



Store food in airtight or tightly sealed plastic or metal containers



Store in a cool, dark, dry place



Have a way to cook your food




Visual PREP.58

Contra Costa CERT Coalition

68

58

Food and Water



A person can survive weeks without food but only a few days without water


Survival Rule of 3's

3 MINUTES without AIR

3 HOURS without SHELTER

3 DAYS without WATER

3 WEEKS without FOOD



I'm having a small water crisis here!


Visual PREP.59


Contra Costa CERT Coalition


68

59

Food and Water

 The San Francisco Bay Area has more ground movement along tectonic plates than any other urban area in the United States

 “EBMUD’s seismic work will restore partial water service within 30 days following a large earthquake... Some customers may be without water service at their residence for weeks or months.”

 To be prepared, you need at least 1 gallon of potable water and 1 gallon of sanitation water per person per day, that is 14 gallons per person per week


Visual PREP.60


Contra Costa CERT Coalition


68


60


Food and Water


 To store water, use food grade plastic containers, do not use recycled milk containers


 Water stored in FDA approved blue drums with bleach has no expiration date

 Replace other stored water every six months

 Store water in cool and dark place

 Use a marking pen to mark expiration date

 Water trucks will be available in downtown within a few days. You will stand in line for your daily ration

 Be prepared to disinfect additional water

Visual PREP.61

Contra Costa CERT Coalition

68

61

Food and Water

 Lamorinda CERT Foundation offers low-cost water drums and accessories. The drums are plastic FDA approved drinking water vessels

- 2.5 gallon Stacker Drums
- 5 gallon Stacker Drums
- 15 gallon Drums
- 55 gallon Drums
- Wrenches
- Pumps
- Other accessories

 Sales are 3 times per year

 Purchase online at <http://supplies.lamorindacert.org>


Visual PREP.62

Contra Costa CERT Coalition

68

62

Go Bags

 A Go-Bag is an always-ready bag that has everything you would need for a few days

 We will discuss Go-Bags, Office/Workplace Bags, Car Bags, Search Bags, etc. throughout the CERT Basic Training Series

 Go-bag suggested contents (and much more) can be found on page 5 of:
https://lamorindacert.org/evacuate/documents/Residents_Guide.pdf







Visual PREP.63

Contra Costa CERT Coalition

68

63

Where do we get supplies?

-  Hardware stores
-  Grocery stores
-  Camping stores
-  Emergency Preparedness stores
-  Online
-  CERT policy is that we do not endorse or recommend any vendors or brands





Visual PREP.64

Contra Costa CERT Coalition

68

64

Homework Assignment

-  Discuss preparedness with family and friends and create a communications plan, including the *cell number* of an out-of-state “check-in contact” using **text messages only!**
-  Begin to assemble supplies in multiple locations, home, work, car, etc.
-  Examine your home for hazards and identify ways to prevent potential injury
-  Get every cell phone and VoIP phone in your household signed up for CWS


Visual PREP.65

Contra Costa CERT Coalition

68

65


Questions ?



Visual PREP.66Contra Costa CERT Coalition68

66

Additional Resource







- 🧑 Guide to preparing your family and home
- 🧑 Tailored to the Bay Area
- 🧑 No longer in print
- 🧑 Available in multiple languages at


<https://earthquake.usgs.gov/contactus/menlo/prepare/>

Visual PREP.67Contra Costa CERT Coalition68

67

Takeaways

-  CERT Roles
-  The types of disasters we face and preparing for them
-  Identifying home and workplace hazards and reducing those hazards
-  Preparedness actions
 - Family Emergency Plan
 - Practicing the Plan
 - Water and Food
 - Go-Bags



Visual PREP.68

Contra Costa CERT Coalition

68